Alcohol and Marijuana Control Office
550 W 7th Avenue, Suite 1600
Anchorage, AK 99501
marijuana.licensing@alaska.gov
https://www.commerce.alaska.gov/web/amco
Phone: 907.269.0350

Alaska Marijuana Control Board

Form MJ-02: Premises Diagram

Why is this form needed?

A detailed diagram of the proposed licensed premises is required for all marijuana establishment license applications, per 3 AAC 306.020(b)(8). **All areas designated as the licensed premises of a single license must be contiguous.** **All diagrams must have the licensed premises area labeled, and outlined or shaded as appropriate.**

What must be submitted with this form?

Applicants must attach multiple diagrams to this form, including (as applicable):

- **Diagram 1:**
  A diagram showing only the licensed premises areas that will be ready to be **operational at the time of your preliminary inspection** and license issuance;

- **Diagram 2:**
  If different than Diagram 1, a diagram outlining **all areas for which the licensee has legal right of possession** (a valid lease or deed), and clearly showing those areas' relationship to the current proposed licensed premises *(details of any planned expansion areas do not need to be included; a complete copy of Form MJ-14: Licensed Premises Diagram Change or Form MJ-31: Walk-Up or Drive-Through Exterior Window Pick-Up Diagram and Operating Plan must be submitted and approved before any planned expansion area may be added to the licensed premises);*

- **Diagram 3:**
  A **site plan or as-built of the entire lot**, showing all structures on the property and clearly indicating which area(s) will be part of the licensed premises;

- **Diagram 4:**
  An **aerial photo of the entire lot and surrounding lots**, showing a view of the entire property and surrounding properties, and clearly indicating which area(s) will be part of the licensed premises *(this can be obtained from sources like Google Earth)*; and

- **Diagram 5:**
  A diagram of the **entire building in which the licensed premises is located**, clearly distinguishing the licensed premises from unlicensed areas and/or premises of other licenses within the building. If your proposed licensed premises is located within a building or building complex that contains multiple business and/or tenants, please provide the addresses and/or suite numbers of the other businesses and/or tenants *(a separate diagram is not required for an establishment that is designating the entire building as a single licensed premises)*.

This form, and all necessary diagrams that meet the requirements on Page 2 of this form, must be completed and submitted to AMCO's Anchorage office before any new or transfer license application will be considered complete.

Section 1 – Establishment Information

Enter information for the business seeking to be licensed, as identified on the license application.

Licensee:	Tidewater Farms, LLC	**MJ License #:**		39775	
License Type:	Limited Cultivation				
Doing Business As:	Tidewater Farms				
Premises Address:	3002 West Tongass Narrows				
City:	Ketchikan	**State:**	Alaska	**ZIP:**	99901

Form MJ-02: Premises Diagram

Section 2 – Required information

For your security, do not include locations of security cameras, motion detectors, panic buttons, and other security devices. However, AMCO will require full coverage of the walk-up or drive-through exterior window area as required by 3 AAC 306.380(b) and (g) for marijuana retail establishments. *Items marked with a double asterisks (**) are only required for those retail marijuana establishments that are also applying for an onsite consumption endorsement.*

The following details must be included in all diagrams:

- ☐ License number and DBA
- ☐ Legend or key
- ☐ Color coding
- ☐ Licensed Premises Area Labeled and Shaded, or Outlined as appropriate
- ☐ Dimensions
- ☐ Labels
- ☐ True north arrow

The following additional details must be included in Diagram 1:

- ☐ Surveillance room
- ☐ Restricted access areas
- ☐ Storage areas
- ☐ Entrances, exits, and windows, including walk-up or drive-through exterior window for marijuana retail establishments
- ☐ Walls, partitions, and counters
- ☐ Any other areas that must be labeled for specific license or endorsement types
- ☐ ** Serving area(s)
- ☐ **Employee monitoring area(s)
- ☐ **Ventilation exhaust points, if applicable

The following additional details must be included in Diagram 2:

- ☐ Areas of ingress and egress
- ☐ Entrances and exits
- ☐ Walls and partitions

The following additional details must be included in Diagrams 3 and 4:

- ☐ Areas of ingress and egress
- ☐ Cross streets and points of reference

The following additional details must be included in Diagram 5:

- ☐ Areas of ingress and egress
- ☐ Entrances and exits
- ☐ Walls and partitions
- ☐ Cross streets and points of reference

Initial:

I hereby certify that I am the person herein named and subscribing to this application and that I have read the complete application, and I know the full content thereof. I declare that all of the information contained herein, and evidence or other documents submitted are true and correct. I understand that any falsification or misrepresentation of any item or response in this application, or any attachment, or documents to support this application, is sufficient grounds for denying or revoking a license/permit. I further understand that it is a Class A misdemeanor under Alaska Statute 11.56.210 to falsify an application and commit the crime of unsworn falsification.

John Knechtel

Printed name of licensee

Signature of licensee

License # 39775

AMCO Recieved 3/3/2025

Form MJ-02: Premises Diagram

Section 3 – Cultivation Applicants ONLY

Review the requirements under 3 AAC 306.420 and 3 AAC 306.430.

3.1. Describe the site of the space(s) the marijuana cultivation facility intends to be under cultivation, including dimensions and overall square footage. Provide your calculations below:

The marijuana cultivation facility's area to be under cultivation is located in two rooms in one building within the Licensed Premises Area. The dimensions under cultivation are as follows:
Grow Room F1 includes three self-sustained cultivation tables measuring 6 feet by 14 feet, as well as two self-sustained cultivation tables measuring 6 feet by 10 feet. Altogether, these cultivation tables total 372 square feet of canopy space.
Veg Room V1 will include three self-sustained cultivation tables. Two of those tables measure 3.5 feet by 12 feet; one additional table measures 3 feet by 7 feet. Together, these tables total 107 square feet of canopy space.
The total canopy space located within the Licensed Premises Area equals 479 square feet.

License: 39775
dba: Tidewater Farms

Diagram 3

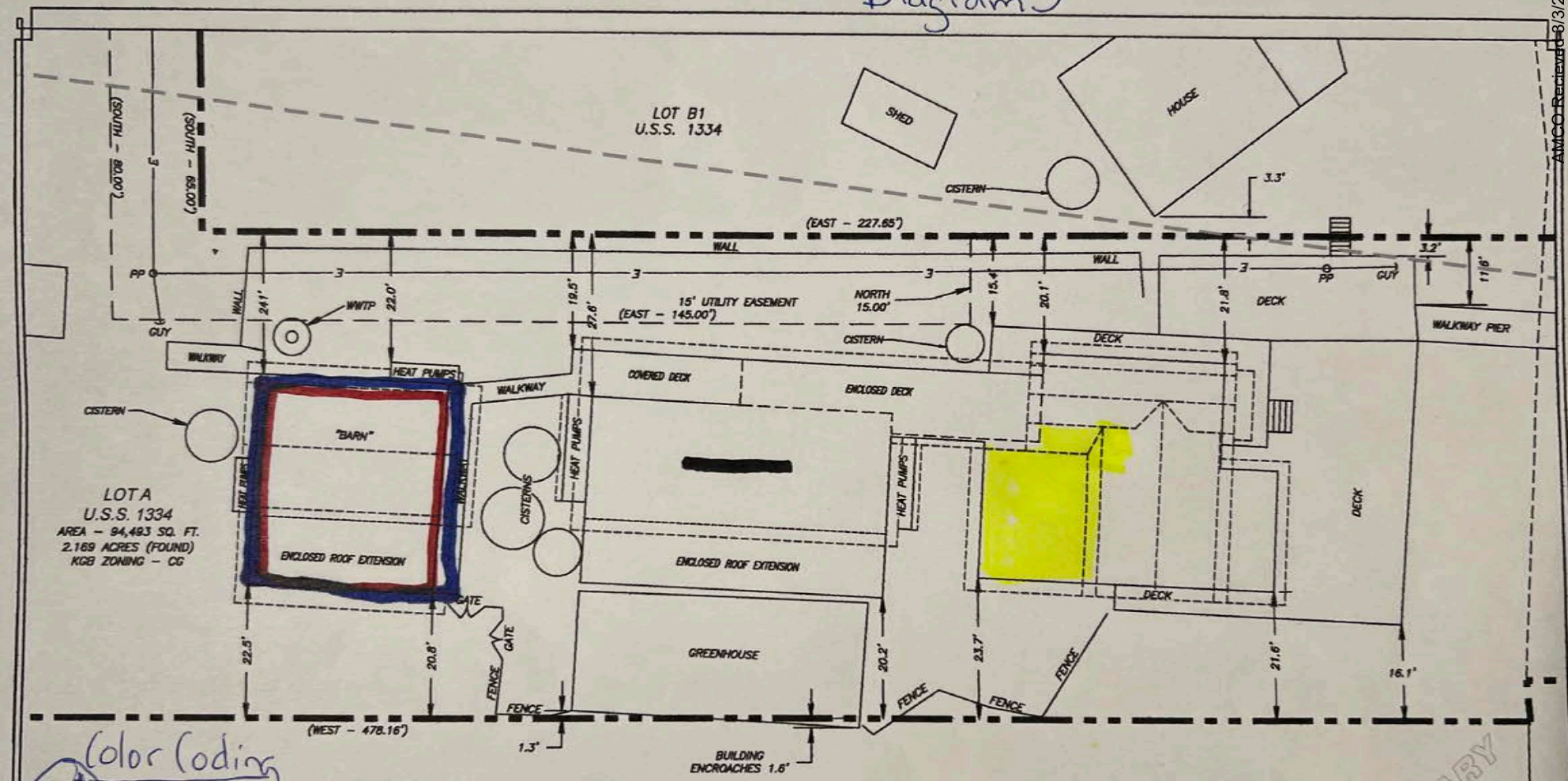

Color Coding

= Restricted Access Area

= Licensed Premises Area

= Toilet/Hand-washing area

AS-BUILT SURVEY
SITE DETAIL
LOT A, A SUBDIVISION OF PORTIONS OF U.S.S. 1334 & LOT B, A.T.S. 427, PLAT 76-27, K.R.D.
near KETCHIKAN, ALASKA

CLIENT: ALASKED, LLC
1227 MILLAR STREET
KETCHIKAN, ALASKA 99901

SCALE IN FEET
8 0 16

PROJECT NO.: 22301 SCALE: 1" = 16' DRAWN BY: S.A.M. CHECKED BY: S.A.M. DATE: 3/14/22 SHEET 2 OF 2

MENZIES ENGINEERING GROUP, INC. 9737 MUD BAY ROAD, SUITE 301 KETCHIKAN, ALASKA 99901
PH: (907)-220-9424 MOBILE: (907)-821-4216 EMAIL: scott@megaloska.com WEB: megaloska.com

PRELIMINARY

AMCO Recieved 6/3/2025

License: 39775
dba: Tidewater Farms

Diagram 3/5

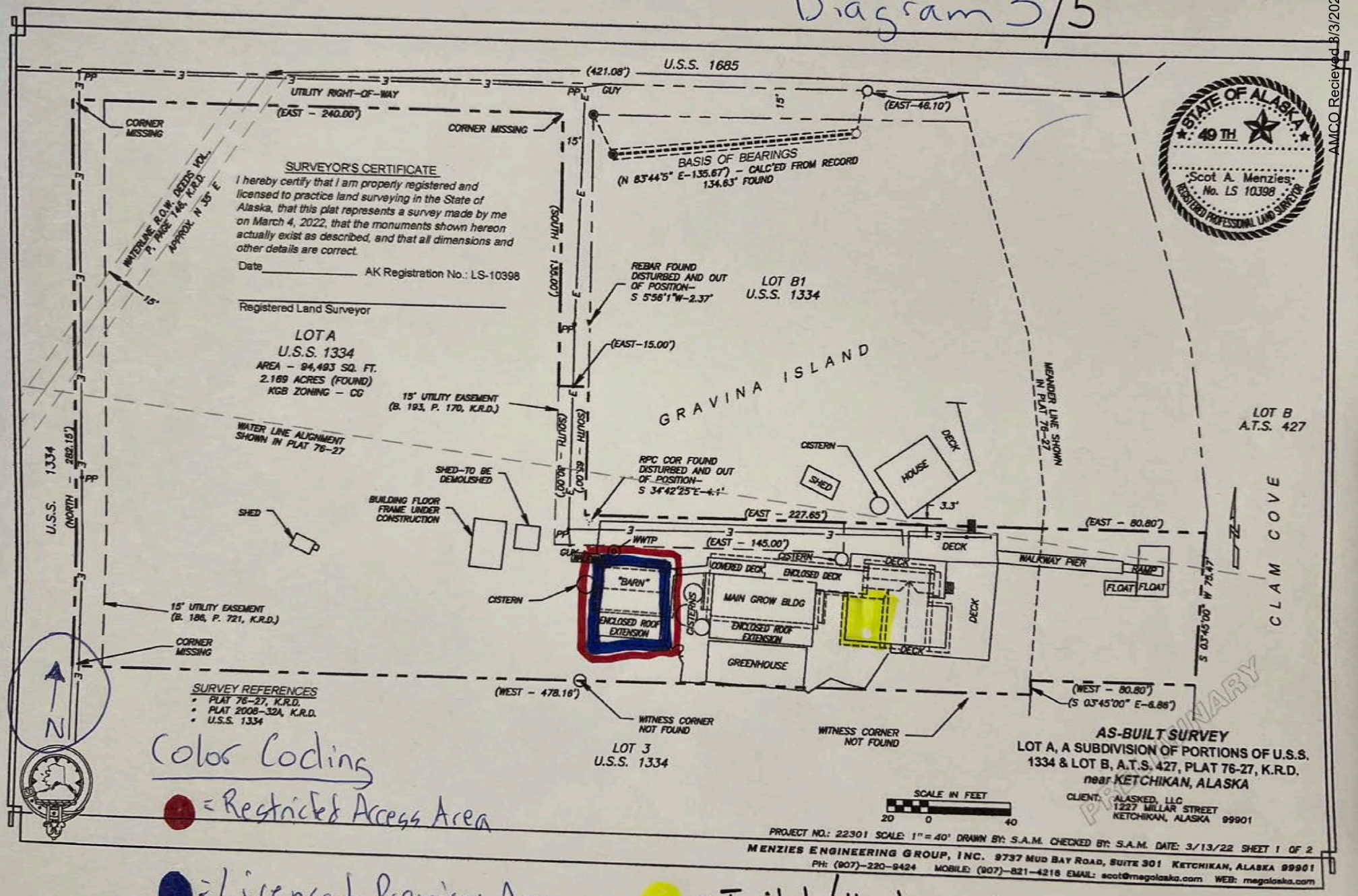

Color Coding

= Restricted Access Area

= Licensed Premises Area

= Toilet / Hand-washing area

AMCO Recieved 3/3/2025

License: 39775
dba: Tidewater Farms

Diagram 1 - Floor 1

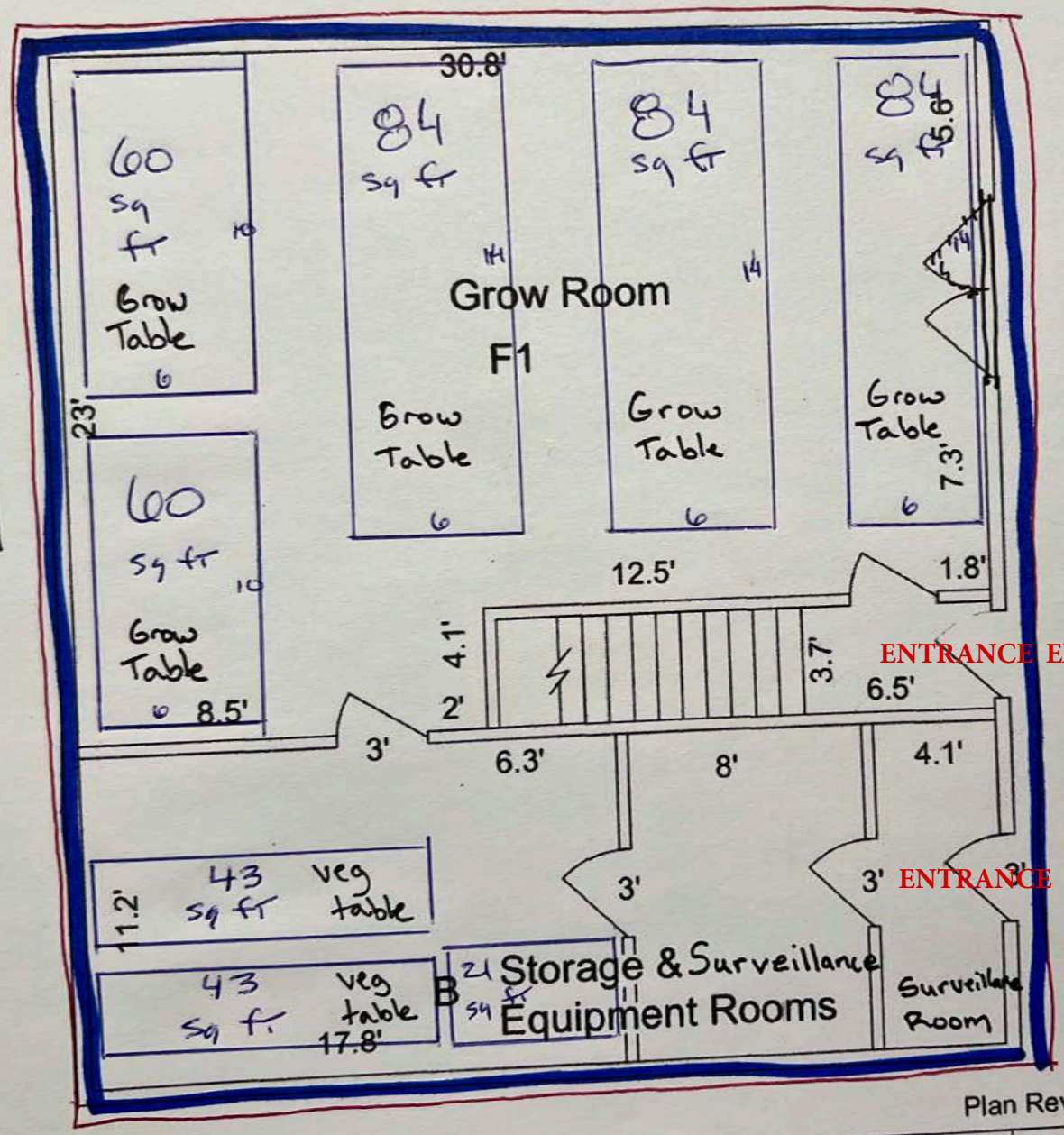

483 sq ft of Canopy

Color Coding

- : Restricted Access Area
- : Licensed Premises Area

N

Graphic Scale
Scale in Feet
2 0 4'

Plan Review: 2021 Anch 1685

JGM	4/23	Revised	

May Engineering Services, LLC
PO Box 1273

Designed by: Joe May
Drawn by:

Clam Cove Dev
Extg Barn Bldg 1st Fl

8½x11

License: 39775

dba: Tidewater Farms

Diagram 1 - Floor 2

Color Coding:

= Restricted Access Area

= Licensed Premises Area

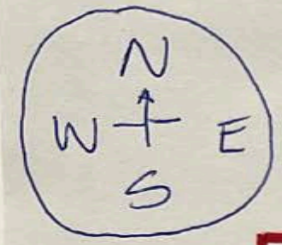

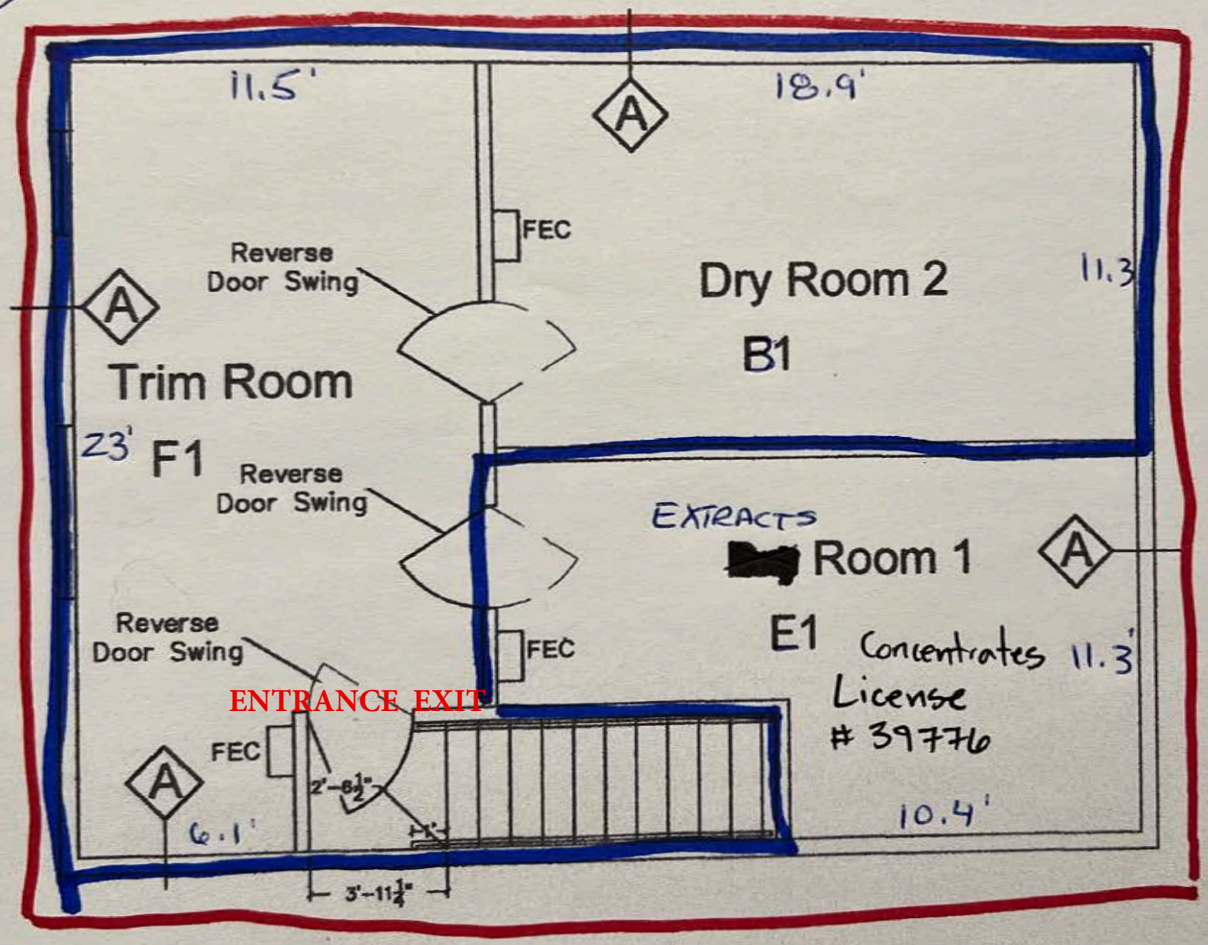

phic Scale
ale in Feet

0 4'

Diagram 4
License: 39775
Dba: Tidewater Farms

N

● = Restricted Access Area

● = Licensed Premesis Area

AMCO Recieved 3/3/2025